

# EASY HALLOWEEN BOOKMARK




## WHAT YOU NEED:


- Square Paper
- Glue Stick
- Scissors
- Textas or Felt Tip Pens
- Coloured Paper for Decorating
- Googly Eyes




- 1** Lay the paper out to look like a diamond shape



- 2** Fold the square paper in half to make a triangle




- 3** Fold the outer corners down to make a diamond



- 4** This is what you should have now




- 5** Now unfold back into a triangle



- 6** Fold one layer of the paper up to create a small triangle



- 7** Tuck the outer corners and tuck them inside the pocket



- 8** It should now look like this



- 9** Time to decorate!